

Robert Browning, Snowsfields and Tower Bridge Primary Schools

We learn and succeed together

THE BRIDGES
Federation

26th March 2021



@PrimaryRobert @SNSPrimary @tbprimary Find us at: www.bridgesfederation.org.uk

Easter Holiday Break!

Happy half term everyone! Please stay safe and follow the COVID 19 guidelines. We are looking forward to seeing all the children back at school on **Monday 19th April**.

Drop off: 8.45am - 9am

Pick up: 3.15pm - 3.30 pm



Audit of the Day for Food

Well done to Ozzy for winning 'Audit of the Day for Food'.

Since the re-opening of schools on 8th March, Chartwells (Our school dinner provider) have implemented a daily service audit that unit managers have to complete before service and submit to Chartwells central team. Snowsfields was in the top 10 out of over 1000 plus sites inspected! **Good job Ozzy!**

2020 - 2021 Term Dates

Spring term

Tuesday 5th January 2021 - Friday 12th February 2021

Half Term Monday 15th February 2021

Friday 19th February 2021

Monday 22nd February 2021 - Friday 26th March 2021

Summer term

Monday 19th April 2021 - Friday 28th May 2021

Half Term Monday 31st May 2021 - Friday 4th June 2021

Monday 7th June 2021 - Friday 23rd July 2021

Inset days – school closed

Tuesday 1st September

Wednesday 2nd September

Monday 4th January

Google Classroom for Nursery, Reception and Rainbow Classes

Calling all Caterpillars, Butterflies and Rainbow pupils! This week you should have received a login for your Google Classroom. Please login to access the topic web and homework project sheet for this term. In the event of a bubble closure this is where you will be able to find your remote learning. Any questions please contact the school.

Thank you!



After School Club at Snowsfields Primary School

Opening time 3.30 pm - 6.00 pm Monday to Friday
We collect from **Tower Bridge Primary School** and walk the children over to Snowsfields Primary School.

£45.00 per week and Tuck 50p per day

Childcare vouchers and tax free childcare accepted.

Covid 19: The After School Club aims to minimise the risk of infection and transmission by preventing the spread of the coronavirus.

PPE will be worn by all members of our staff team. To register your child to attend the After School Club, contact the Centre Manager on **07905008163** or call head office on **0207 407 6744**.

Nursery Places

If you, your family or friends have a child who will be **3 years old before 31st August 2021** please call the school office. Alternatively, you can speak to a member of staff at the gate to get a Nursery application if you are interested.



Free Give Away

We have a collection of children's bed linen (fairly new and branded) that one of our very kind families who will be moving on would like to donate to anyone who would like to give them a new home. If interested, please contact the school office at Snowsfields.
First come first serve!

Thank You

Thank you to all our parents for their generous donation of Easter eggs which goes towards our end of term Easter Egg Raffle. This year we have had to opt for a bingo instead which the children thoroughly enjoyed taking part in. Winners will be sent home with an Easter egg of their choice!



Support Organisations

The last year has been hard for everyone. We will always try to help and support where we can. If you or your family need further support, there are many organisations out there that you can contact. Please see below for details:

Southwark Local Offer - a wealth of resources including support with housing, mental health, leisure facilities and more
<https://localoffer.southwark.gov.uk/>

Samaritans - 116 123

<https://www.samaritans.org/>

NSPCC - 0800 800 5000

<https://www.nspcc.org.uk/>

Solace - 0800 802 5565

<https://www.solacewomensaid.org/>

Bede House

<https://bedehouse.org.uk/>

British Red Cross - 0800 196 3651

<https://www.redcross.org.uk/>

Young Minds - 0800 802 5544

<https://youngminds.org.uk/>

Childline - 08001111

<https://www.childline.org.uk/>

Trussell Trust (food banks) - 01722 580 180

<https://www.trusselltrust.org/get-help/find-a-foodbank/>

Fare Share - 0207 394 2468

<https://fareshare.org.uk/>

for children's bedding/equipment/clothing and toys aimed at families with under 5s

<https://littlevillagehq.org/>

Our core value for the week is: Respect
Respecting ourselves and each other
Making good choices.

Tell a Good Tale



Rona YR - for helping other children with their phonics work

Siham Y1 - for being an excellent role model for year 1 when lining up

Joshua Y2 - for playing kindly with others and working carefully in your Lego team

Imaan Y3 - for being a caring friend

Fatouma Y4 - for being helpful and responsible in the classroom

Aneeqa Y5 - for being happy and kind in playground

Reading Raffle Winners!

Winners receive a book of their choice to add to their library



Rayan YR

Yahya Y1

Kayah Y2

Nasir Y3

Fawaz Y4

Mamadou Y5

Adan Y6

We received a certificate this week for showing respect and making good choices!



Mathletics



The following children received a certificate for their independent learning!

Reading Eggs

Gold - Diyan YR, Sara YR

Silver - Amelia (YR)

Mathletics

Silver - Amira Y6

Bronze - Chloe Y6, Fawaz Y4

Izrael Y4, Ledion Y4



Our letter of the week is: O
Outstanding learning!

We received a certificate this week for showing outstanding learning!



Reading Raffle Winners!

Winners receive a book of their choice to add to their library.

Axel YN	Raf YR
Tomisin Y1	Preston Y2
Lilly Rose Y3	Fahad Y4
Ilham Y5	Kianna Y6

SHOUT OUTS

Raphael & Kiara (Rainbow) - for beginning to use Google classroom independently

Raf, siun, T'Lyla, Tobi, Jody, Abby, Oliver.W, Alexander Assia and Janelle YR - for doing good reading and writing

Maya Y1 - for trying really hard in PE and listening well

Nia Y2 - for her amazing Easter Bonnet

Ben Y3 - for performing brilliant jumps in gymnastics during PE

Salem Y4 - for trying hard with her times tables

Lailaa Y5 - for always including people in her games

Christianna, Natalia and Solomon Y6 - for showing maturity and being polite to their mentors

Danny Y6 - for completing the Daily Mile each day without stopping

Melad Y6 - for playing helpful games in the playground



Mathletics



The following children received a certificate for their independent learning!

Reading Eggspress

Bronze - Fahad Y4, Braydon, Y5, Joannie Y5, Rosie Y5, Kawther Y5 Zain Y5, Isabella Y3, Lilly-Rose Y3, Al Amin Y4, Salma Y4, Fanta Y5

Reading Eggs

Gold - Lymas Y1, Alayna YN, Val YR, Uthman YR

Bronze - Abby YR, Darcy Jade, Mamadou Y3, Nohami Y1 Meaghan Y1, Deetya Y2

Mathletics

Gold - Zuriel Y5

Silver - Eliana Y1, Zuriel Y5, Salma Y4

Bronze - Iltreh Y1, Salma Y4, Eliana Y1, Valesuis YR, Angelina Y5 Ebaadur Rahman Y6,

Tell a Good Tale



Alma YR—for being a very good friend to all the pupils in her class. She is kind to everyone who plays with her

Zavaria Y1 - for helping her carpet partner during partner talk

Josh Y2 - for helping others in class when using the Lego WeDo kits

Emily Y3 - for helping a friend with their Maths work
Katy Y4 - for being kind to another pupil when they were hurt

Param Y5 - for supporting others despite his broken wrist

Solomon, Tommy and Sulayman Y6 - for comforting a child in the class who was feeling upset this week

Green-Fingered Volunteers Needed!

Our garden is in the midst of a fabulous makeover! Simten Developments and Team London Bridge (in collaboration with Putting Down Roots and Chuchman, Thornhill and Finch) have redesigned our garden and are in the process of creating it. The foci of the project is sustainability and biodiversity, integrating wormery/composting areas; a small amphitheatre garden full of bee-friendly plants and features such as bird and bat boxes to encourage wildlife. This garden will not only be a beautiful, calm place to enjoy nature, but also a fantastic, tactile, hands-on learning environment. It will aid in much of the science curriculum and our class topics about the environment and sustainability.

We would like volunteers from the local community to kindly offer their time and/or expertise to help upkeep the garden so it can be enjoyed and used to its full potential all year round. If this project interests you, please get in touch and ask to speak to Adam (year 6 class teacher).

Butterfly Class News

In Butterfly class we learnt to work in teams and listen to each other ideas about how to build different things.





Our letter of the week is: **W**
Welcoming others!

We received a certificate this week for welcoming others!



Reading Raffle Winners!

Winners receive a book of their choice to add to their library.

Leah Y1 **Arthur Y2**
Youcef Y3 **Lola Y4**
Rakin Y5
Sirius and Nadir Y6



SHOUT OUTS

- Ksenija YN** - for being kind to her friends and being a good role model
Peggy, Bethenny, Isla and Amber YR - for great inventions
Lola YN - for being really grown up and sensible
Chiara Y1 - for dedicating herself to always being resilient and hard working in all her learning
Reggie Y2 - for having an excellent attitude to learning
Nicole Y3 - for improved effort in lessons all week
Billy-Ray and Nathaniel Y4 - for always eating so healthily at lunchtime
Khaled Y5 - for helping another pupil when he fell over
Leah Y5 - for checking in with friends at playtime
Ruby Y6 - for brilliant writing



Mathletics



The following children received a certificate for their independent learning!

Reading Eggspress

Bronze - Annalisa Y4, Bella Y6, Ephraim Y5
Nadir Y6

Reading Eggs

Gold - Oumar YN
2nd - Sam YR

Mathletics

Silver - Tino Y6, Maliyah Y2, Nadir Y6, Tilly Y6,
Xingya Y5

Bronze - Asher YR, Maria Y1, Isaac Y2, Amarion Y2, Arthur Y2, Youcef Y3, Gibril Y3, La'rayah Y3, Rabia Y3, Wassim Y3, Xingrui Y3, Annalisa Y4, Titus Y4, Simra Y4, Sabrine Y4, Courtney Y4, Mohammed Y4, Neymar Y4, Ephraim Y5, Amari Y5, Kajus Y6, Moaad Y6, Sophia Y6, Malak Y6, Bella Y6

Tell a Good Tale



- Skylar YN** - for helping her friends with their learning
Kai YR - for saying good morning and good bye to adults at school
Olive Y1 - for always offering to help other with carrying their bags or water bottles and generally helping everyone out
Moussa Y2 - for always helping to tidy up
Ameerat Y3 - for helping to update the star charts every day
Salma Y4 - for being so kind and helpful when her friends are in need
Hassanatou Y5 - for enforcing classroom rules and being a good role model

Reward Shop



This week, we had some very happy children attending our 'Reward Shop' to choose a gift of their liking depending on the number of stars they had. The stars are linked to behaviour and following the school's behaviour policy.

Garden News @SNS

We are really excited about all the improvement work that is taking place in our garden and thought you would be as excited to hear about it!



Our wormery has arrived!
The worms will convert some of our kitchen waste into bio- rich compost and liquid food to improve the garden soil and feed our plants.



We have decorated our bird and bat boxes ready to be set up around the garden. We are really excited about having some cameras set up to capture some of the wild life visiting our garden!



This week, we had a special visitor come to the garden and carve some of the new benches for our outside classroom. We were really impressed with his skills and how amazing his wood carvings looked. Thank you to Orange and Yellow classes for providing the fantastic sketches Jim used.

Thank you to London Bridge Edge, Smiten, Churchman Thornhill Finch, Team London Bridge and Putting Down Roots for their generosity and support!





Attendance and Punctuality

Overall whole school attendance for week beginning 15/03/21: **95.42%**

1st Place Attendance: **Y5 Blue Class**

1st Place Punctuality: **Red Class, Green Class, Blue Class**



Classes	Absences	Lates	Total Attendance
Year 1—Red Class	6	2	99.64%
Year 2—Orange Class	28	3	91.73%
Year 3—Yellow Class	4	1	99.17%
Year 4 - Green Class	23	3	91.43%
Year 5—Blue Class	3	3	99.66%
Year 6—Purple Class	18	4	95.15%



Attendance and Punctuality

Overall whole school attendance for week beginning 15/03/21 : **94.8%**

1st Place Attendance: **Red Class**

1st Place Punctuality: **Green Class**



Classes	Absences	Lates	Points
Year 1—Red Class	1	7	125
Year 2—Orange Class	20	3	50
Year 3—Yellow Class	10	4	25
Year 4 - Green Class	6	0	325
Year 5—Blue Class	15	3	25
Year 6—Purple Class	11	2	125



Attendance and Punctuality

Overall whole school attendance for week beginning 15/03/21: **91.60%**

1st Place Attendance: **Blue Class**

1st Place Punctuality: **Yellow Class**



Classes	Absences	Lates	Points
Year 1—Red Class	12.5	20	25
Year 2—Orange Class	16	9	150
Year 3—Yellow Class	8.5	5	275
Year 4 - Green Class	14.5	11	50
Year 5—Blue Class	1.5	9	150
Year 6—Purple Class	8.5	13	50

IntoUniversity Walworth
Pembroke House
80 Tatum Street
London
SE17 1QR

Dear Parents/Carers,

IntoUniversity Walworth is excited to be offering a two-day Engineering workshop for students in Years 3-6 during the Easter Holidays.

As we have been unable to work with any new students over the last year, this one-off Easter programme will be specifically for students who attend our Partner schools but **do not** attend our Academic Support programme. We are running the workshop across the following two days:

- Tuesday 6th & Wednesday 7th April 10:00-14:00
- Thursday 8th & Friday 9th April 10:00-14:00

Due to the government guidelines regarding social distancing, we are only able to offer **15 students** a place on each programme and all places will be given on a **first come first serve basis**. Please be aware that the programme will take place in person at the **IntoUniversity Walworth** centre in alignment with the government guidelines and social distancing will be in place at all times. Please see the attached flyer for information of our safety measures.

Parents and carers who are interested will need to complete the following Google form for the dates they wish their child/children to attend:

[Google Form- Tuesday 6th & Wednesday 7th April](#)

[Google Form- Thursday 8th & Friday 9th April](#)

We will contact families directly to confirm their attendance and provide further information. If you have any questions, please contact us on 02077018125 or walworth@intouniversity.org.

Kind regards,

IntoUniversity Walworth Team



Safe Return to Academic Support



Here is what you can expect to see when you come back to your local **Into**University centre.

Washing and sanitising hands

Everyone will be asked to sanitise their hands on their way in and out of the centre and to wash hands thoroughly after using the loo.



Well-ventilated rooms

When you enter into a room, we will make sure the room is well-ventilated, windows & doors will be open to allow air to flow through.



No shared resources

We ask that students bring their own stationary where possible. We will make sure we have enough learning resources for one each.



Controlled entry and exit

We will have a one way system in place and kindly ask that parents & carers stay outside & follow social distancing guidelines while waiting to drop off and pick up.



Socially distanced desks

All desks will be at least one metre apart and will all face the front of the classroom. Adults will stay at least 1m away from students too.



Maximum 15 students

We have reduced group sizes to 15 to make sure that there is enough space to safely work together.

Students will attend on their allocated day only to minimise mixing.
Please note: this might mean they attend *every other week*.

15

Increased cleaning schedule

All of our centres have a minimum of 8 hours cleaning scheduled per week. This includes regular sanitisation of frequently touched surfaces such as tables, laptops and door handles.



IMPORTANT: Do not come to the centre with COVID-19 symptoms

- High temperature
- A new, continuous cough
- A loss or change to your sense of smell or taste

If your child has an underlying health condition you are concerned about, please contact your local **Into**University centre.

SCHOLARPACK PARENT APP

Dear Parents, we are excited to announce that we are now trialling the new Scholarpack Parent App to Snowfields & Robert Browning Schools and will be rolling out the Parent App to parents during the Summer Term. Tower Bridge School have already had a successful roll out to all year groups.

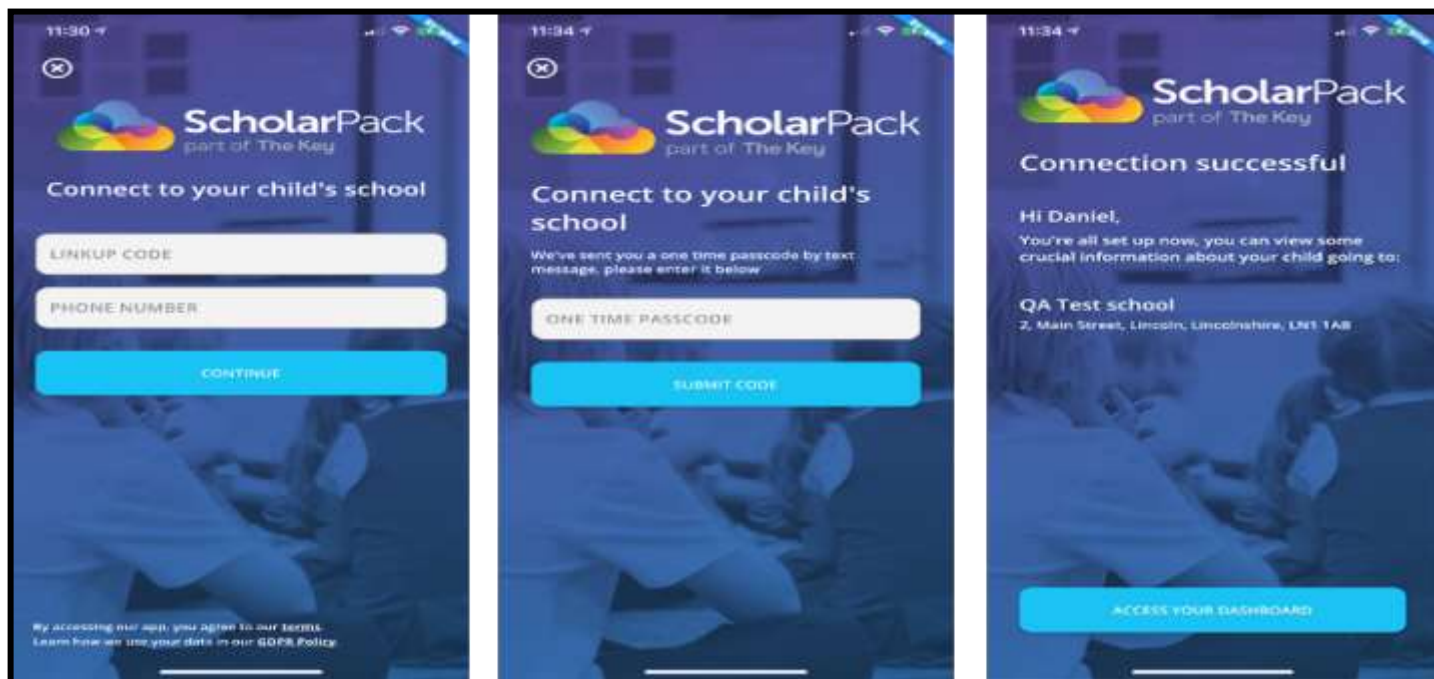
This is so amazing and will help our parents to communicate with the school easily. We encourage all our parents to download the app as soon as you are able to. Parents will receive an email with individual login details as each year group is rolled out.

Thank you for your support and we hope that you enjoy our new parent app.

Installing the app

The ScholarPack Parents app is available free of charge on Apple and Google app stores. Simply search 'ScholarPack Parents' and download.

Once you have installed the app and opened it on your phone, click 'let's get started'. You will be prompted to enter a link-up code and your mobile number. You will receive the link-up code from your child's school in a letter. This code will last 60 days, if you do not link-up in that time you will need to request a new one from the school.



After you have entered the link-up code, add your mobile number (please make sure this is the same number you have given to the school) and clicked 'continue'. You will be sent a 'one time passcode' via text message. Enter this passcode and submit. You should then see a 'connection successful' message. You have now completed the link-up with the app and school.

If you have multiple children linked with the ScholarPack app, you will see your children pop up in a list. Please click the child you wish to view. If you need to add another child please speak to your school.



Dashboard

On the main dashboard you will see information about your child's form, year and the school's address.

You will also see a percentage overview of your child's attendance. Below this, you will see the following five options:

- Attendance
- Contacts
- Permissions
- Dietary Info
- Medical

Click on these icons to see an overview of the information the school holds for your child. Please contact the school if any of the information is incorrect or needs updating.



Navigating to messaging

Getting to your messages is easy. Once in the app, click 'messages' at the bottom of the screen and you're in. From here you will be able to view your new messages, reply to any messages (where applicable) and view historic message threads.

Receiving a message

If you have your notifications switched on (you can do this in your phone's settings area) then when you receive a message from the school you will be notified on your phone.

The app button will also show a notification if you have any new messages.

Alternatively access the app and then click on messages to see all of your ongoing and historic messages.

Just click on the message to read what has been sent. Once you click on the message, this will take you to the message thread which is explained in this next section.



Messaging threads

On some messages that you receive you will have the option to reply to the school. To do this just click into the reply box at the bottom of the page and type your response. This creates a message thread.

The school will then be able to see your reply.

Top Tip: You may not always be able to reply to a message. The school may choose to disable replies for certain messages. If you feel it needs a response, get in touch with the school through other means.



Test and Trace Support Payment

Parents and carers of children who have been advised to self-isolate by their education setting or by NHS Test and Trace are now able to apply for a [Test and Trace Support Payment](#) or discretionary payment of £500, if they meet the eligibility criteria. The extension of the Test and Trace Support Payment scheme, which is administered by district and unitary local authorities in England, ensures that parents receive the financial support they need if they are unable to attend work due to childcare responsibilities.

Parents and carers should apply to their local authority to receive a payment. Applications for the Test and Trace Support Payment scheme are made via the local authority in which the parent or carer resides, not the local authority where the setting is situated, if these are different.

To be eligible applicants must meet all of the criteria that:

- they are the parent or guardian of a child or young person in the same household and need to take time off work to care for them while they self-isolate. This is limited to one parent or guardian per household for the child or young person's self-isolation period
- they are employed or self-employed
- they cannot work from home while undertaking caring responsibilities and will lose income as a result
- they meet all the other means-tested eligibility criteria for a Test and Trace Support Payment or locally determined criteria for a discretionary payment

That their child or young person:

- is aged 15 or under (or 25 or under with an Education, Health and Care Plan (EHC)) and normally attends an education or childcare setting
- has been told to self-isolate by NHS Test and Trace or by their education or childcare setting because they have been identified as a close contact of someone who has tested positive for coronavirus (COVID-19)

Responding to a suspected case of Coronavirus

Please do not send your child to school if they are unwell. If they have a high temperature, loss of smell or taste or a new, continuous, dry cough, please let us know and book your child to be tested immediately. There is a list of other symptoms available on the NHS and Government website.

Anyone displaying Coronavirus symptoms in school will be sent home immediately and will need to follow the Government guidelines for self isolation.

- Child with symptoms will be sent home and must arrange a test
- Siblings will be sent home
- Other families in the class/bubble will be notified
- Other children in that group can continue to come to school until the test results are back
- If the test is positive, the symptomatic child must self-isolate for 10 days, siblings for 10 days and the same group children and staff for 10 days. We will also notify Public Health England in Southwark for further guidance
- If negative, the child can return when better
- If parents refuse to test their child, we will notify Public Health England in Southwark who will follow this up with the family, GP and complete a risk assessment. They will advise the school on our next steps.

Asymptomatic testing information for parents and adults in households with children at school or college

Undertaking regular, rapid coronavirus (COVID-19) testing helps reduce transmission of the virus. Parents and other adults in households with children at school or college, who do not have symptoms, can now access regular, rapid coronavirus (COVID-19) testing. This includes childcare and support bubbles.

Tests are fast, easy and completely free. There are [different ways](#) for a household, childcare or support bubble to collect their test to take at home, twice-weekly:

- through your employer, if they offer testing to employees
- by collecting a home test kit from a local test site – anyone aged 18 or over can collect 2 packs of 7 tests
- by ordering a home test kit online – please do not order online if you can access testing through other routes, this frees up home delivery for those who need it most

If you have any queries about the tests, and you live in England, please call 119 (free from mobiles and landlines). Lines are open every day from 7am to 11pm.

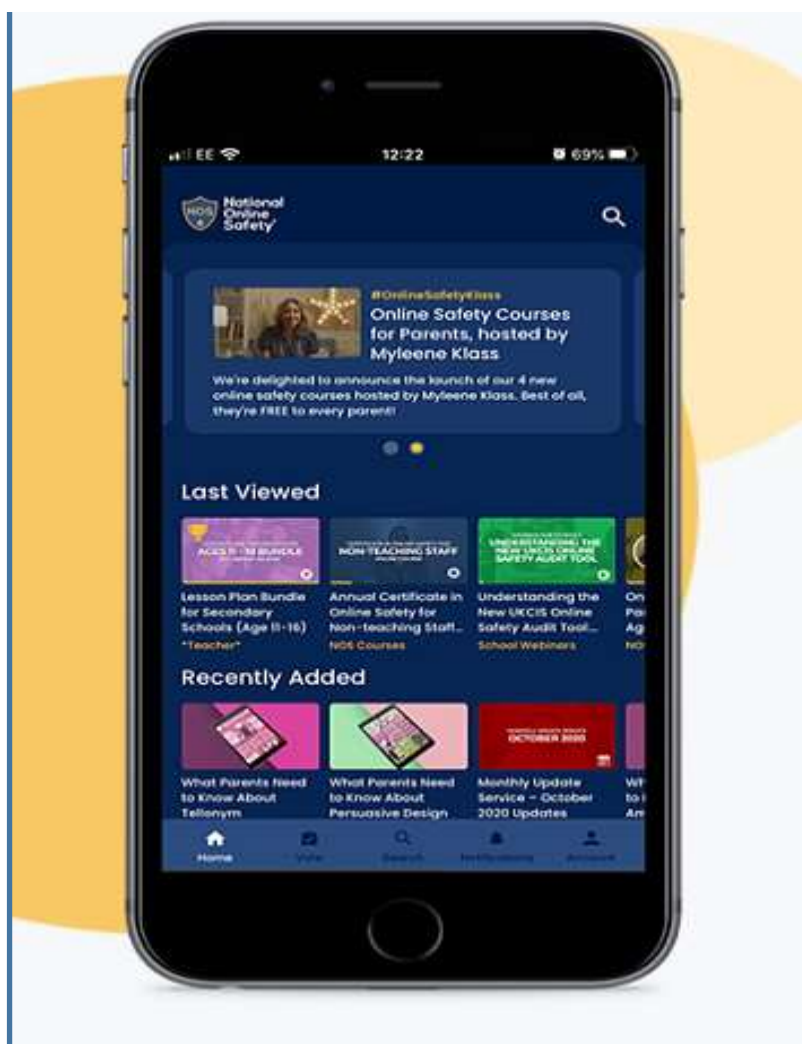
Children of primary school age (and below) without symptoms are not being asked to take a test.

Testing is voluntary, but strongly recommended to all who are eligible. Alongside the vaccine, washing hands, wearing face coverings, and maintaining social distancing, rapid testing plays a vital role in reducing transmission rates. Getting into the habit of regular testing as part of our everyday lives will help us all to play our part and do what we can to protect each other.

BRAND NEW

National Online Safety Mobile App

It's time to get **#OnlineSafetySavvy**.



Children are spending more time than ever online. As adults we need to do everything we can to keep them safe in the digital world. But with new apps, games and platforms emerging every day, how can we stay in the know?

The New Online Safety mobile application was created by experts to help keep our children safe. With all online safety knowledge available at our fingertips, the NOS app empowers parents and teachers to understand and address online safeguarding risks any time, anywhere.

This app is packed with insightful courses, videos, webinars and guides on topics that will help us protect all our pupils when they are online both at school and at home.



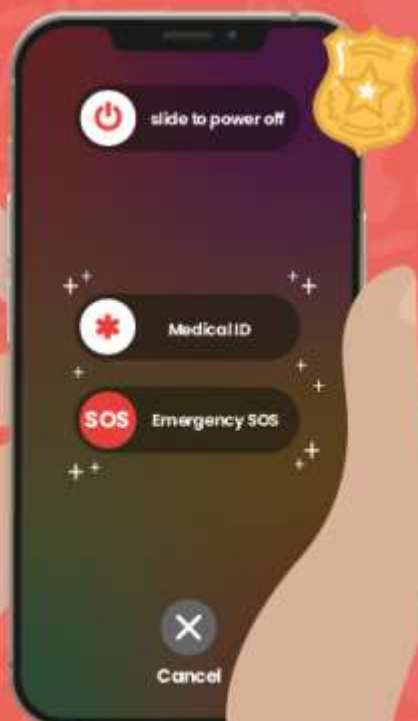
How to Make an EMERGENCY SOS CALL on an iPhone



The iPhone's emergency SOS feature lets you call for help quickly and easily, should you need to. When you activate the SOS, your iPhone immediately calls the local emergency number. Hopefully, your children will never have to use the emergency SOS call. However, it's crucial that they know how to do it in case they ever need to. Teach your children how to use the SOS call and how to make your emergency contact with our easy-to-follow steps.

Making an Emergency Call iPhone 8 or later

- 1 Press and hold the side button and one of the volume buttons
- 2 Swipe the Emergency SOS slider to open
- 3 Alternatively, continue holding down the buttons. An alert will sound and a countdown will begin. Keep the buttons pressed until the end of the countdown
- 4 Your iPhone will call the local emergency services
- 5 You can also send an Emergency SOS by quickly pressing the side or top button five times. You'll hear the alert sound, and when the countdown ends you'll be connected to the emergency services



How to Add Emergency Contacts

- 1 Open the Health app
- 2 Tap your profile picture
- 3 Tap 'Medical ID'
- 4 Tap 'Edit' and scroll to 'Emergency Contacts'
- 5 Tap a contact and select their relationship to you
- 6 Tap 'Done' to save your changes

Location Services

After you make an emergency call, your iPhone will send your current location to your nominated emergency contacts via text message (you can cancel this option if you wish). This temporarily activates your location services if they were disabled. Your emergency contacts will receive an update if your location changes.

Making an Emergency Call iPhone 7 or earlier

- 1 Press the side or top button five times quickly
- 2 Swipe the Emergency SOS slider
- 3 Your iPhone will call the local emergency services



www.nationalonlinesafety.com

Source: <https://support.apple.com/en-gb/HT208078>



www.nationalonlinesafety.com



@natonlinesafety



/NationalOnlineSafety



@nationalonlinesafety

Users of this guide do so at their own discretion. Notability is entered into. Current as of the date of release: 17.03.2021



How to Prepare for an EMERGENCY with Your Google phone



If you need to provide emergency services with personal medical information (such as medication, allergies or blood type) during an emergency, you can present it on your Google phone's lock screen. It is crucial to provide emergency services with your specific medical information so that they can provide effective care while responding to your call.

How to Add Emergency Contacts

- 1 Go to 'Settings'
- 2 Tap 'About Phone'
- 3 Tap 'Emergency Information'
- 4 Enter the information you want to display
- 5 For medical information, tap 'Edit Information' or 'Info'
- 6 For emergency contacts, tap 'Add Contact' or 'Contacts'

Location Services

If you dial an emergency number, your Emergency Location Service will automatically share your location. This will allow the emergency services to locate you easily and provide help as soon as possible. The Emergency Location Service may also provide additional information to the emergency services such as the language in which your Google phone is configured.

How to Turn Emergency Location Services on

- 1 Go to 'Settings'
- 2 Tap 'Location'
- 3 Tap 'Advanced'
- 4 Tap '(Google) Emergency Location Service'
- 5 Turn on Emergency Location Service





How to Set up EMERGENCY MODE on Your Samsung



Emergency mode conserves your Samsung phone's power to extend the battery life for as long as possible. Although other areas of your device may be disabled or run slower (to help save energy in emergency mode), you will still be able to contact an emergency service number, call your emergency contacts and share your location via text messages.

How to Turn on Emergency Mode

- 1 Press and hold the power button
- 2 Tap 'Emergency Mode'
- 3 If you are using emergency mode for the first time, you will need to agree to the terms and conditions
- 4 Tap 'Turn on'
- 5 Your Samsung will now display the emergency mode home screen

Alerting Your Emergency Contacts

Your Samsung's SOS feature quickly notifies your specified contacts if you have an emergency. When this feature is enabled, you can press the lock button three times to automatically send an SOS message (including a link to your location) to your emergency contacts. You also have the option to send a photo and/or voice message to your emergency contacts, providing them with more information.

How to turn on SOS messages

- 1 Go to 'Settings'
- 2 Tap 'Advanced Features'
- 3 Tap 'Send SOS Messages'
- 4 Agree to the terms and conditions
- 5 Tap 'Add' to add a contact to your emergency contacts
- 6 Tap 'Done' to save your changes



Source: <https://www.samsung.com/uk/support/mobile-devices/what-is-emergency-mode/>
<https://www.samsung.com/uk/support/mobile-devices/samsung-sos-smart-phone-emergency-message-guide/>



www.nationalonlinesafety.com



@natonlinesafety



NationalOnlineSafety



@nationalonlinesafety

Users of this guide do so at their own discretion. No liability is entered into. Current as of the date of release: 17.03.2021